



ಬೃಹತ್ ಬೆಂಗಳೂರು ಮಹಾನಗರ ಪಾಲಿಕೆ
Bruhat Bengaluru Mahanagara Palike



BBMP COVID-19 WAR ROOM 29.12.2021



ABSTRACT OF COVID-19 CASES IN BENGALURU



	MALE	FEMALE	TRANSGENDER	MALE	FEMALE	TRANSGENDER	TOTAL	
	Last 24 Hours	Last 24 Hours	Last 24 Hours	Cumulative	Cumulative	Cumulative	Last 24 Hours	Cumulative
Positive Cases	224	176	0	7,53,533	5,08,709	155	400	12,62,397
Recovered Cases	69	61	0	7,40,192	4,99,275	149	130	12,39,616
Death Cases	3	1	0	10,376	6,013	4	4*	16,393
Total Tests Done	In Last 24 hrs : 45,507					Cumulative : 2,38,05,728		
ACTIVE CASES					6,388			

*Covid deaths occurred today : 00 | Covid deaths occurred beyond last 24 hrs., reported today : 04

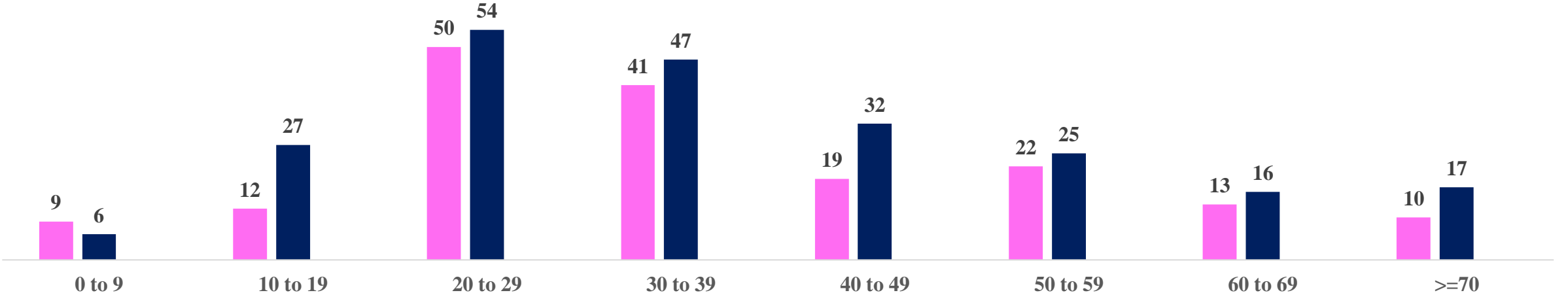


LAST 24 HOURS AGE GROUP AND GENDER WISE DISTRIBUTION

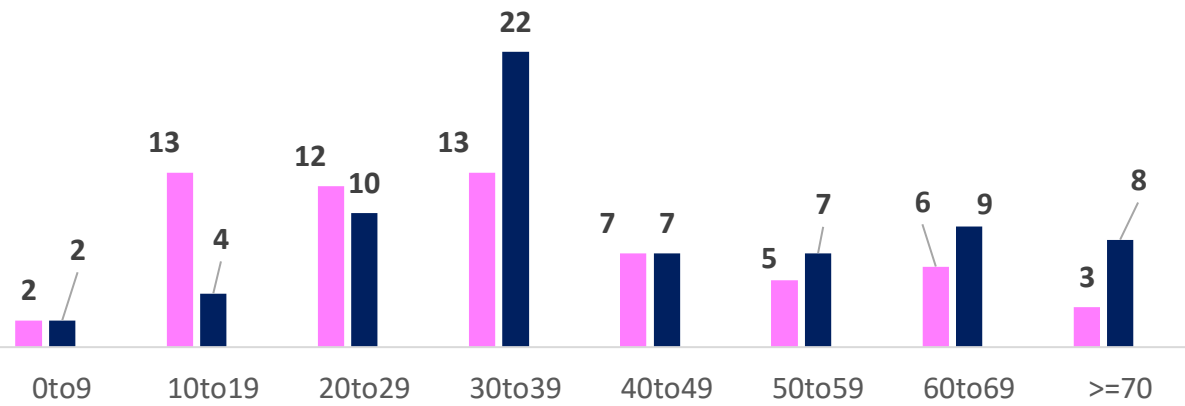


Positive Cases : 400

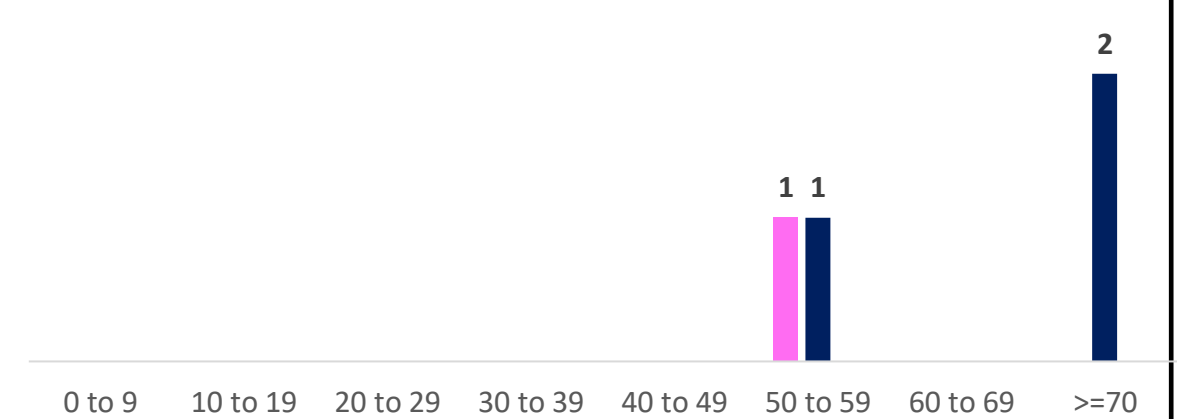
FEMALE MALE TRANSGENDER



Recovered Cases : 130



Death Cases : 4





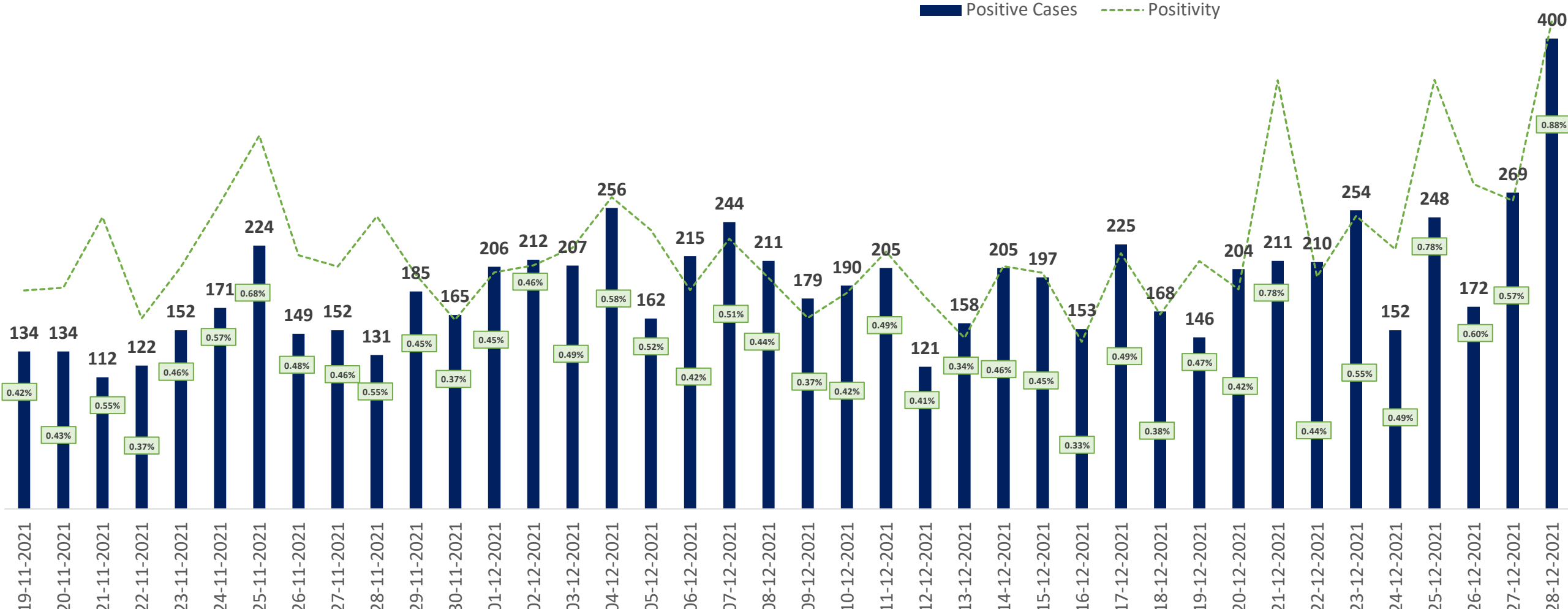
SNAPSHOT OF BENGALURU COVID-19 CASES IN LAST 8 WEEKS



	03-11-2021 To 09-11-2021	10-11-2021 To 16-11-2021	17-11-2021 To 23-11-2021	24-11-2021 To 30-11-2021	01-12-2021 To 07-12-2021	08-12-2021 To 14-12-2021	15-12-2021 To 21-12-2021	22-12-2021 To 28-12-2021
Total Positive Cases	1,096	1,110	977	1,177	1,502	1,269	1,304	1,705
Total Recovered Cases	913	1,554	1,960	1,357	976	1,116	1,128	1,043
Total Death Cases	12	13	10	12	16	18	6	14
Case Fatality Rate	1.09%	1.17%	1.02%	1.02%	1.07%	1.42%	0.46%	0.82%
Total Tests Conducted	2,77,307	2,75,866	2,19,289	2,36,097	3,06,970	3,03,009	2,86,093	2,77,131
Positivity Rate	0.40%	0.40%	0.45%	0.50%	0.49%	0.42%	0.46%	0.62%

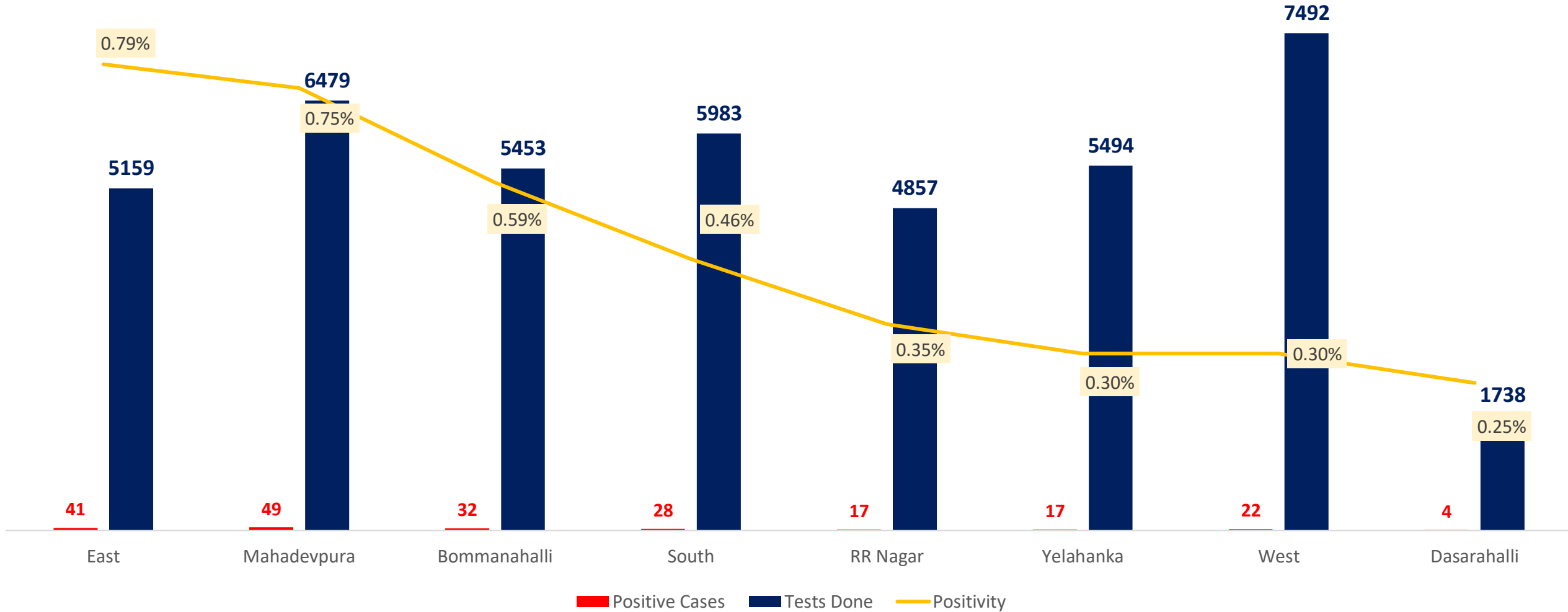


POSITIVITY RATE OF BENGALURU – LAST 40 DAYS



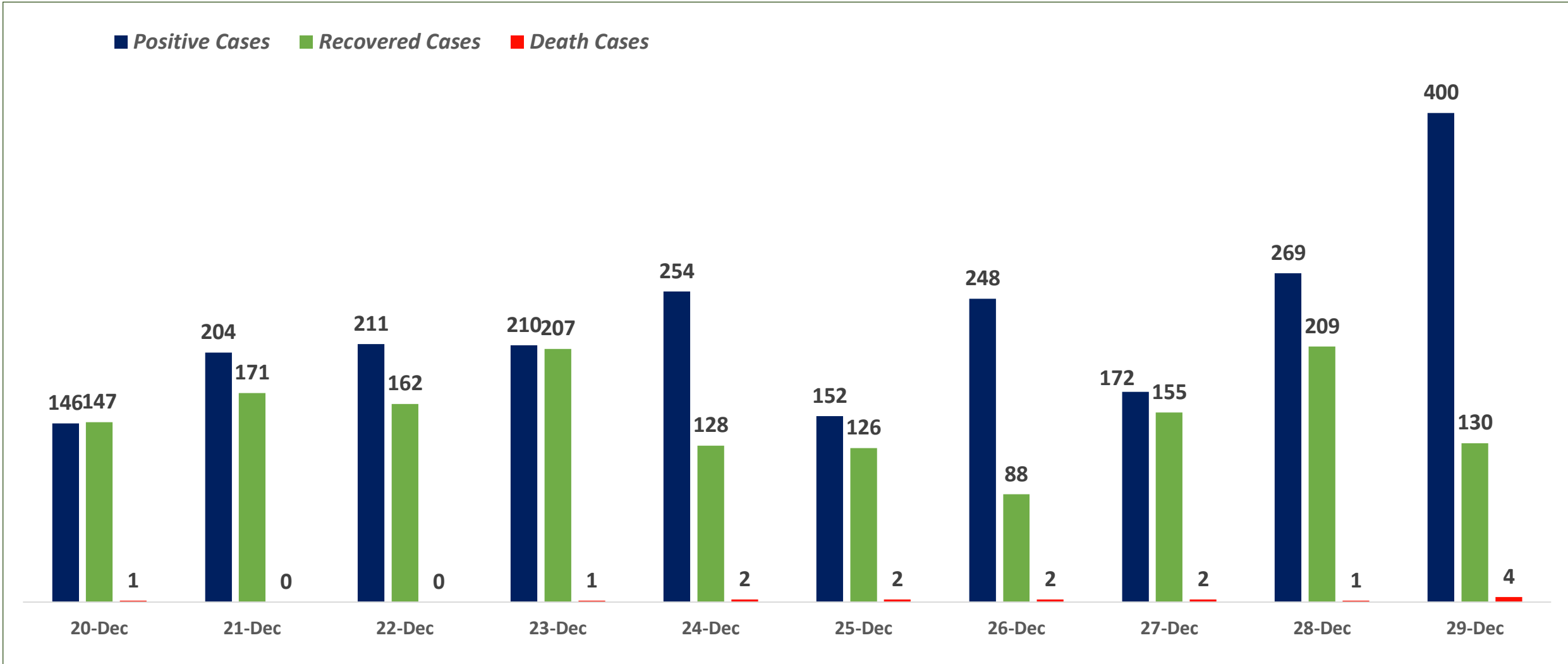


ZONE WISE AVERAGE POSITIVITY TREND FOR LAST WEEK





SNAPSHOT OF POSITIVE, RECOVERED AND DEATH CASES OVER LAST 10 DAYS ACROSS BBMP ZONES

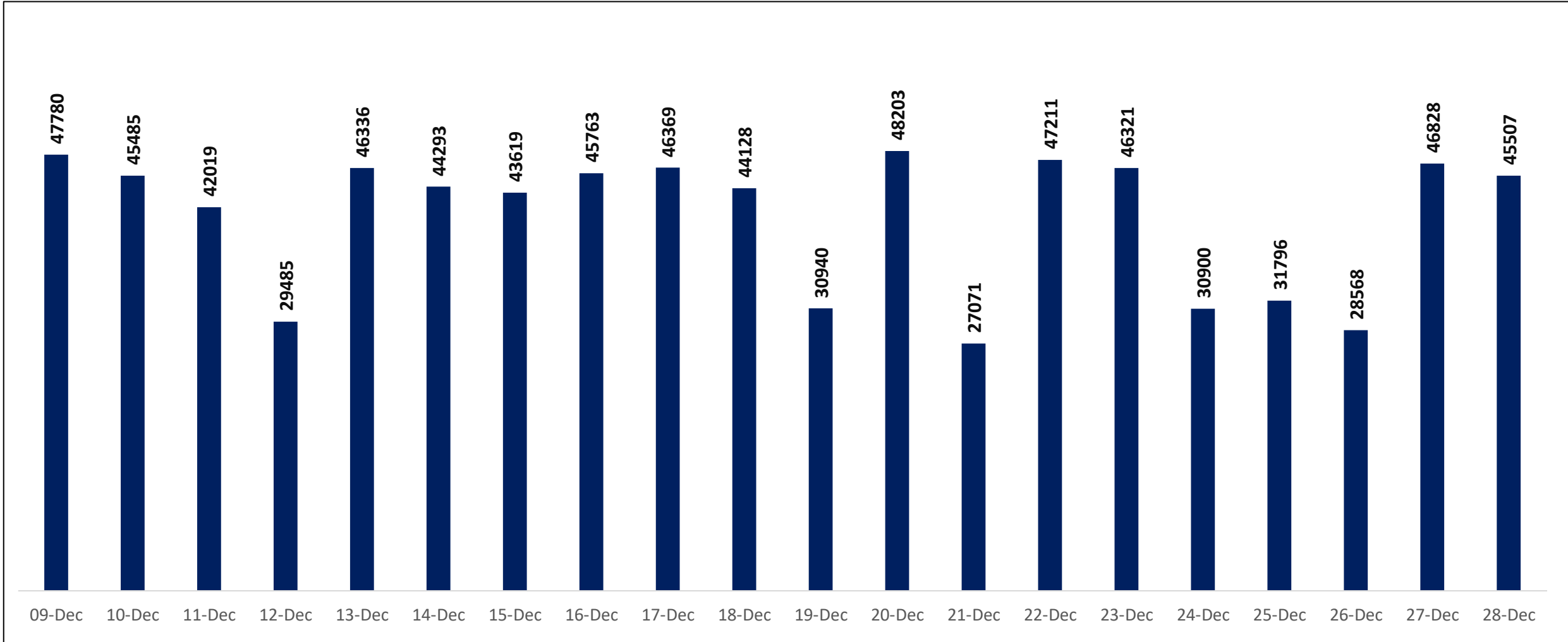




TESTING TRENDS IN BENGALURU

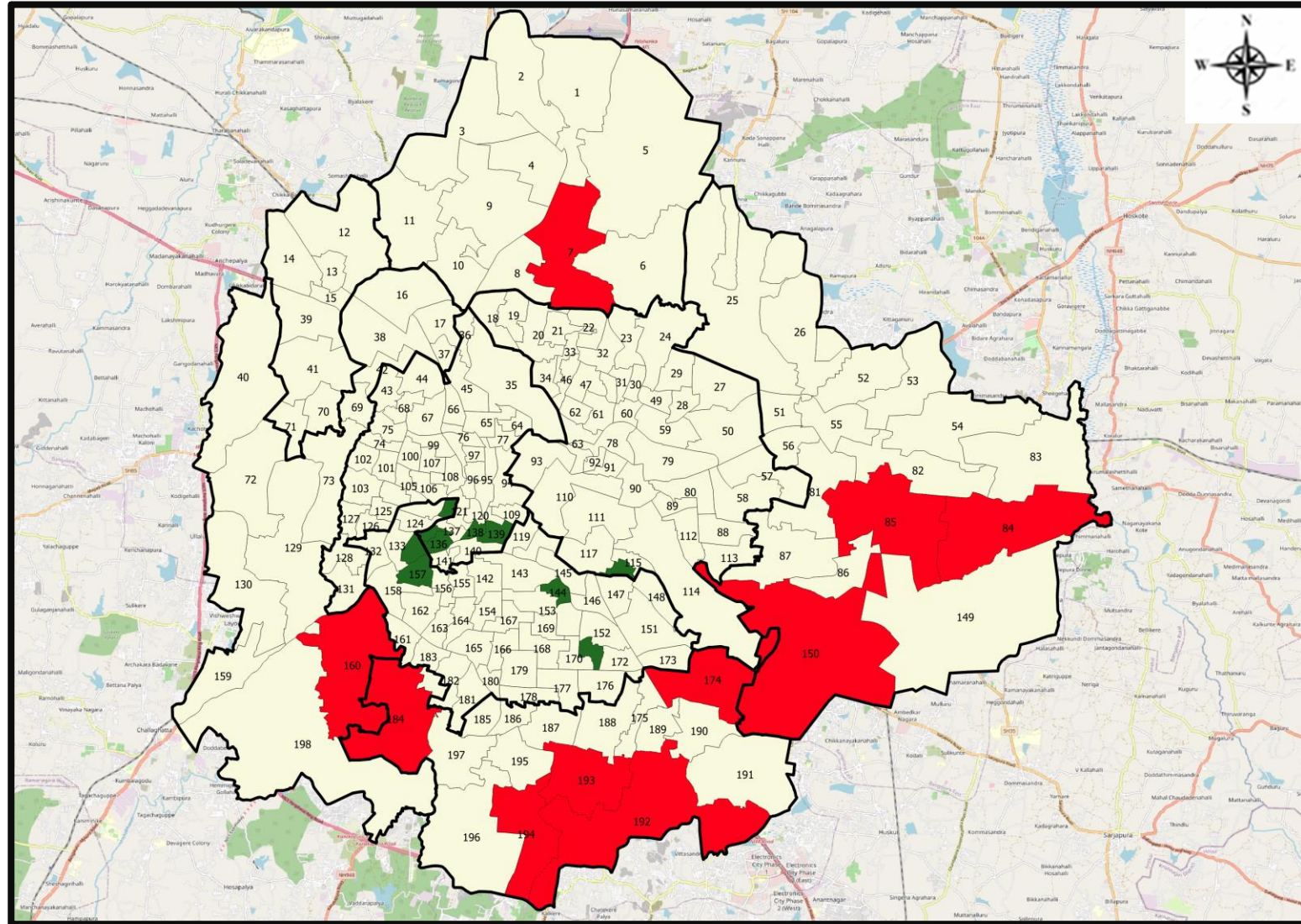


Total Test Conducted Till Date	Test Conducted Last 24 hours
2,38,05,728	45,507





BENGALURU URBAN MAP SHOWING TREND OF POSITIVE CASES IN LAST 10 DAYS



Top 10 wards reporting highest number of positive cases in last 10 days

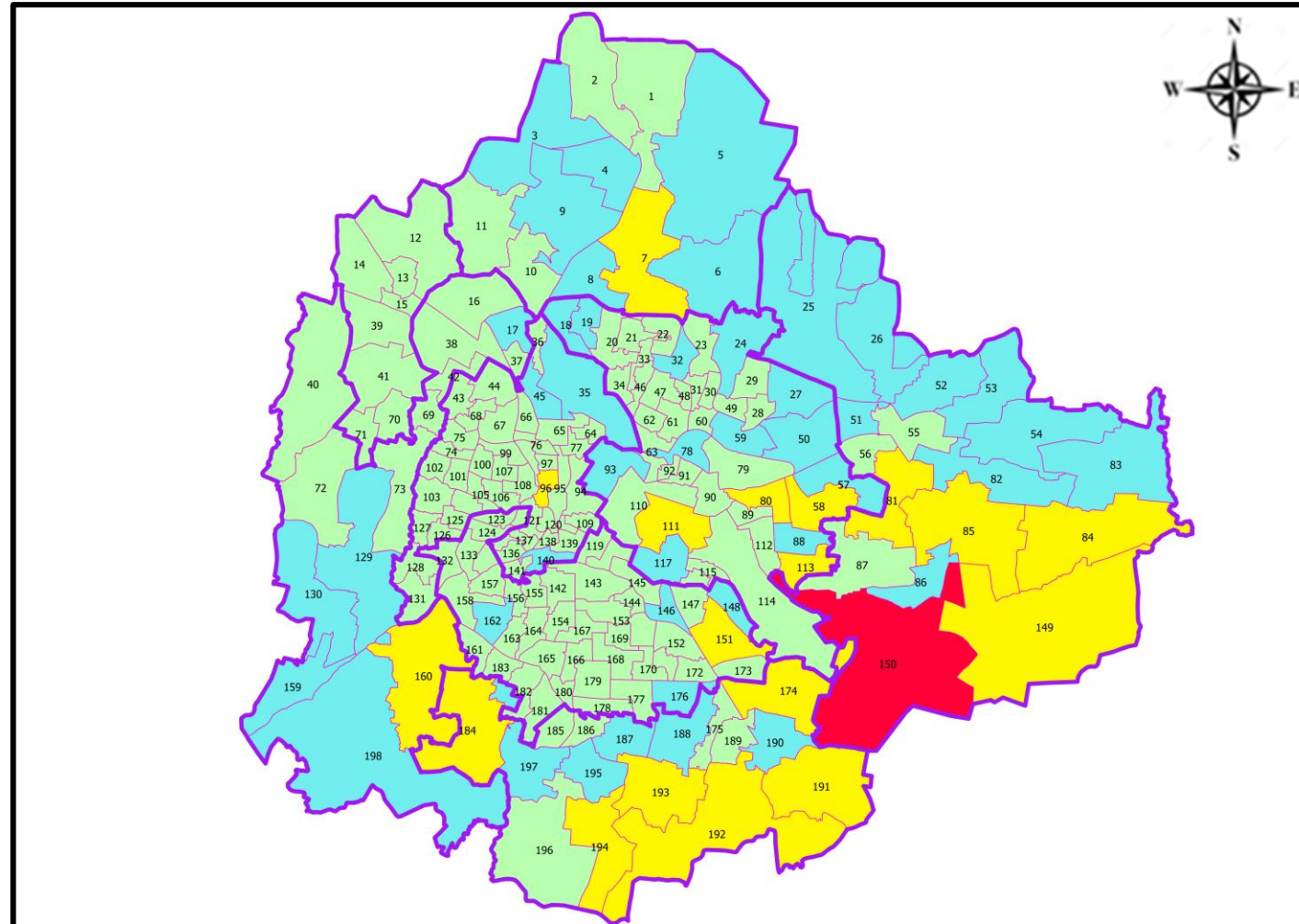
Ward No.	Ward Name	Daily Cases Average
150	Bellanduru	12
84	Hagadur	5
184	Uttarahalli	4
193	Arakere	4
85	Dodda Nekkundi	4
160	Rajarajeshwari Nagar	4
174	HSR Layout	4
192	Begur	4
194	Gottigere	4
7	Byatarayanapura	3







Top 10 wards reporting least number of positive cases in last 10 days

Ward No.	Ward Name	Daily Cases Average
116	Nilasandra	0
122	Kempapura Agrahara	0
134	Bapuji Nagar	0
135	Padarayanapura	0
136	Jagajivanram Nagar	0
138	Chalavadipalya	0
139	K R Market	0
144	Siddapura	0
157	Gali Anjaneya Temple	0
171	Gurappanapalya	0



BENGALURU MAP SHOWING INTENSITY OF POSITIVE CASES IN LAST 10 DAYS



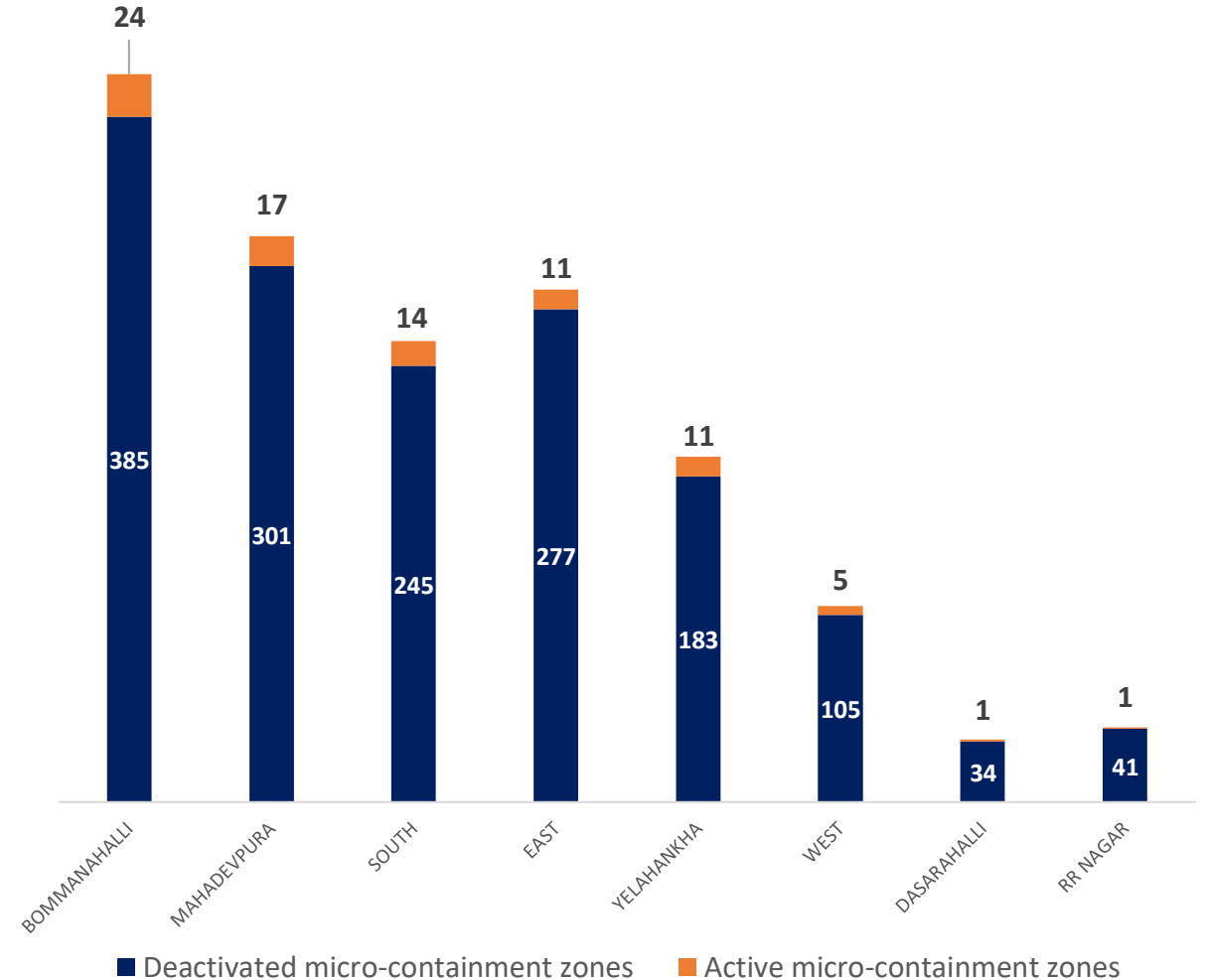
-  **Level 1 : 0 to 10 Cases**
-  **Level 2 : 10 to 25 Cases**
-  **Level 3 : 25 to 50 Cases**
-  **Level 4 : 50 to 100 Cases**
-  **Level 5 : Above 100 Cases**
-  **Zone Boundaries**



CONTAINMENT ZONE DETAILS



ZONE	TOTAL DECLARED	TOTAL DEACTIVATED	TOTAL ACTIVE
BOMMANAHALLI	409	385	24
MAHADEVPURA	318	301	17
SOUTH	259	245	14
EAST	288	277	11
YELAHANKHA	194	183	11
WEST	110	105	5
DASARAHALLI	35	34	1
RR NAGAR	42	41	1
TOTAL	1655	1571	84





COVID BED STATUS AS ON 29.12.2021

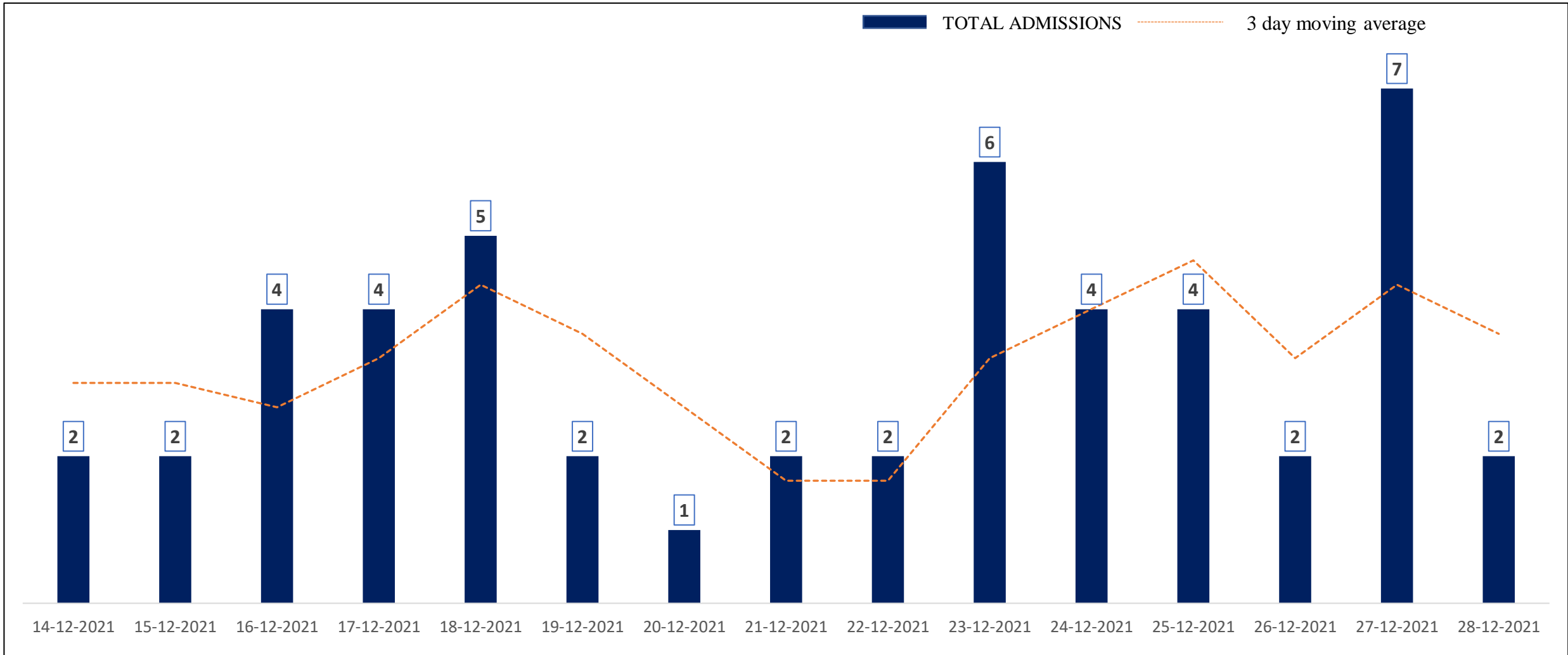


SR. NO.	Facility Type	No. of Hospital	Total Allocated Beds for C+ Patients					Occupied Beds for C+ Patients					Net Available Beds for C+ Patients				
			Gen Beds	HDU	ICU Beds	ICU-V	Total	Gen Beds	HDU	ICU Beds	ICU-V	Total	Gen Beds	HDU	ICU Beds	ICU-V	Total
1	Government Medical Colleges	4	20	621	53	76	770	0	13	3	0	16	20	608	50	76	754
2	Government Hospitals	16	664	210	65	127	1,066	1	7	2	1	11	663	203	63	126	1,055
3	Covid Care Centres	2	90					6					84				
Total Beds		22	774	831	118	203	1,926	7	20	5	1	33	767	811	113	202	1,893

* Status as on 29.12.2021 – 5:30 PM



HOSPITAL & CCC ADMISSIONS LAST 15 DAYS TREND



* Only Government Quota Admissions through CHBMS considered

* Only Fresh Admissions considered

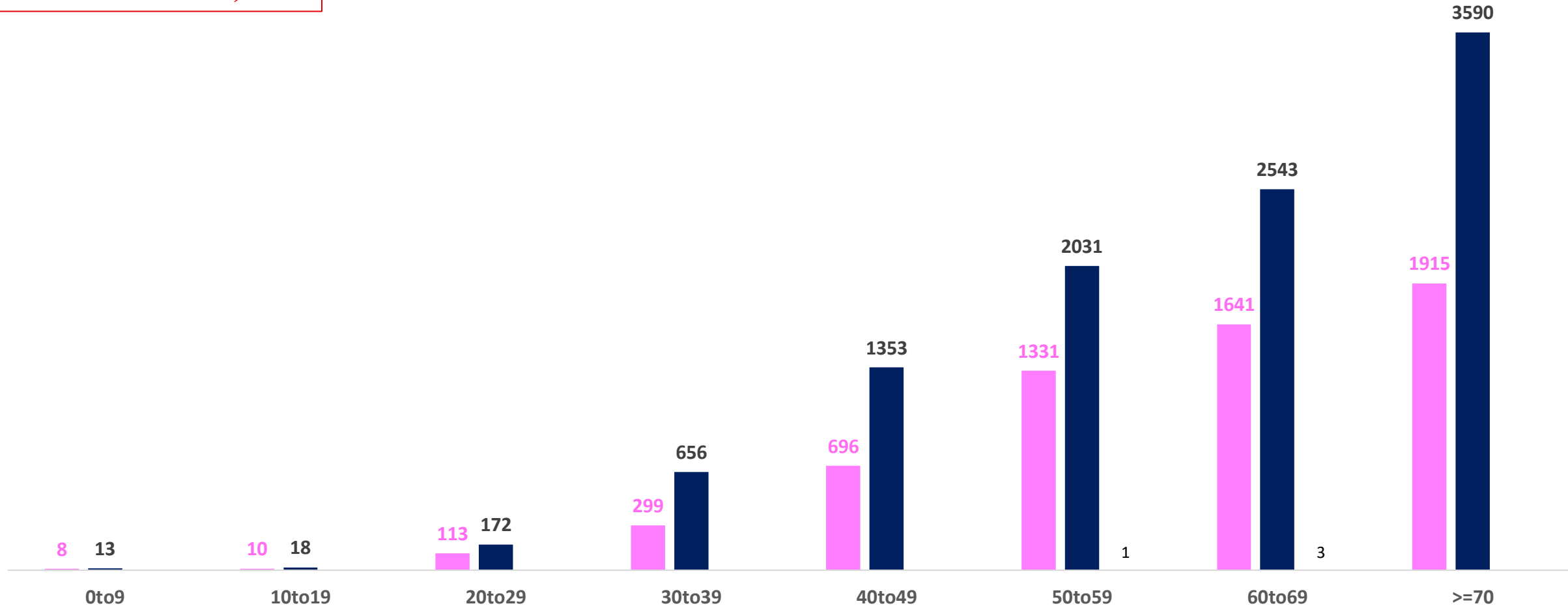


AGE AND GENDER WISE DISTRIBUTION OF DEATH CASES



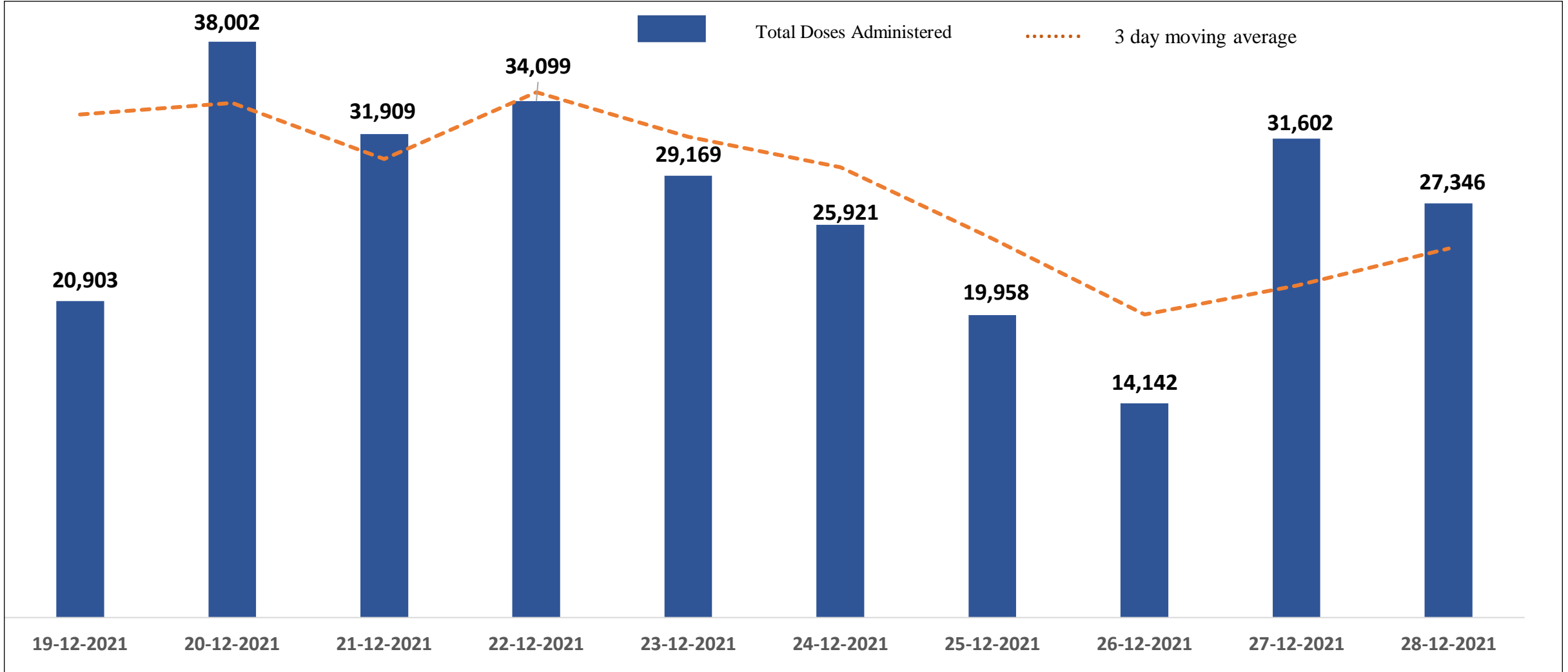
Death Cases: 16,393

Female Male Transgender



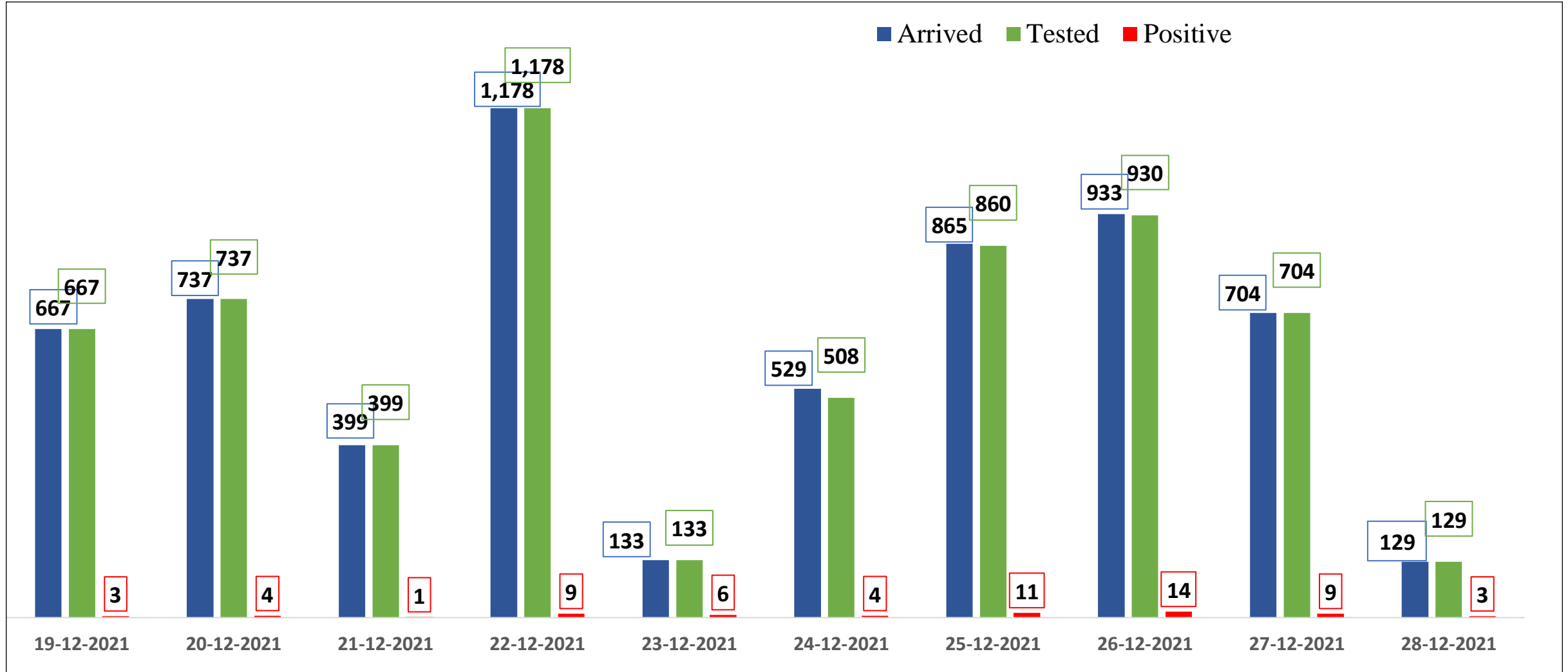


TOTAL VACCINE DOSES ADMINISTERED IN LAST 10 DAYS





INTERNATIONAL TRAVELLERS SURVEILLANCE IN LAST 10 DAYS

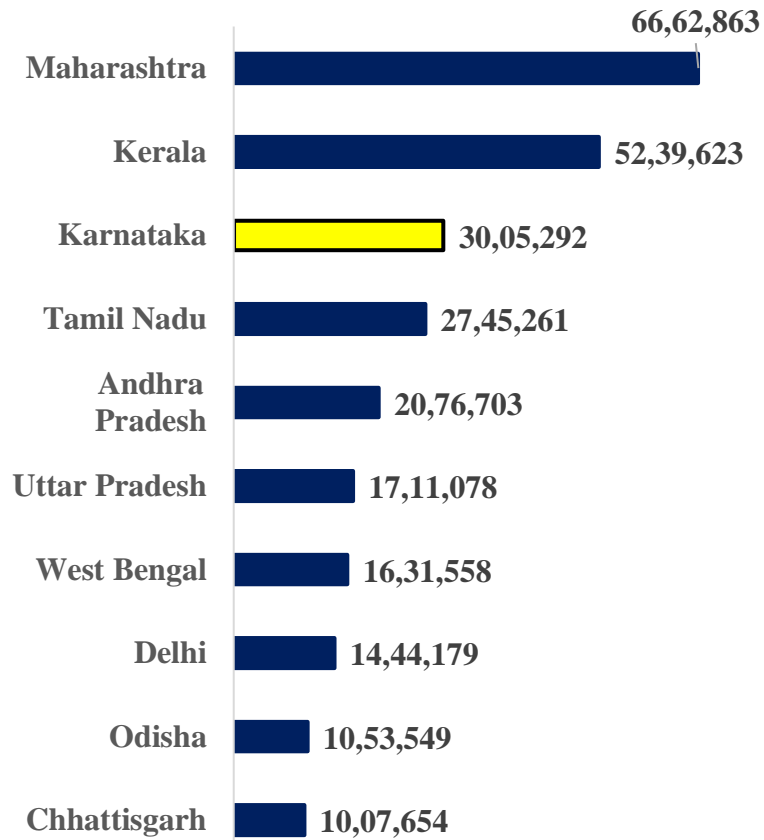




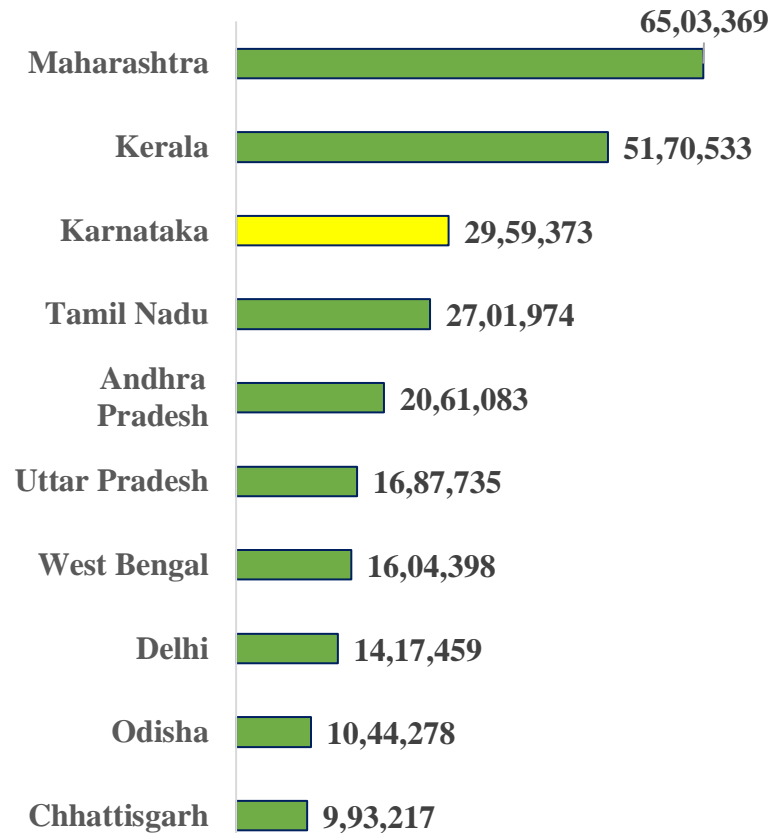
TOP 10 COVID19 AFFECTED INDIAN STATES



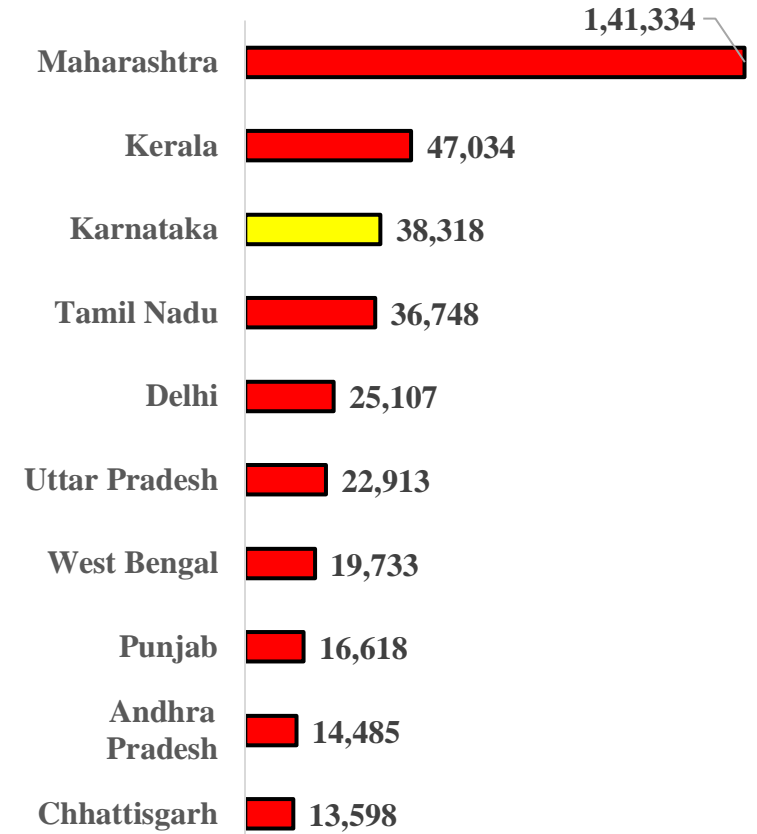
Total Positive Cases



Total Recovered Cases



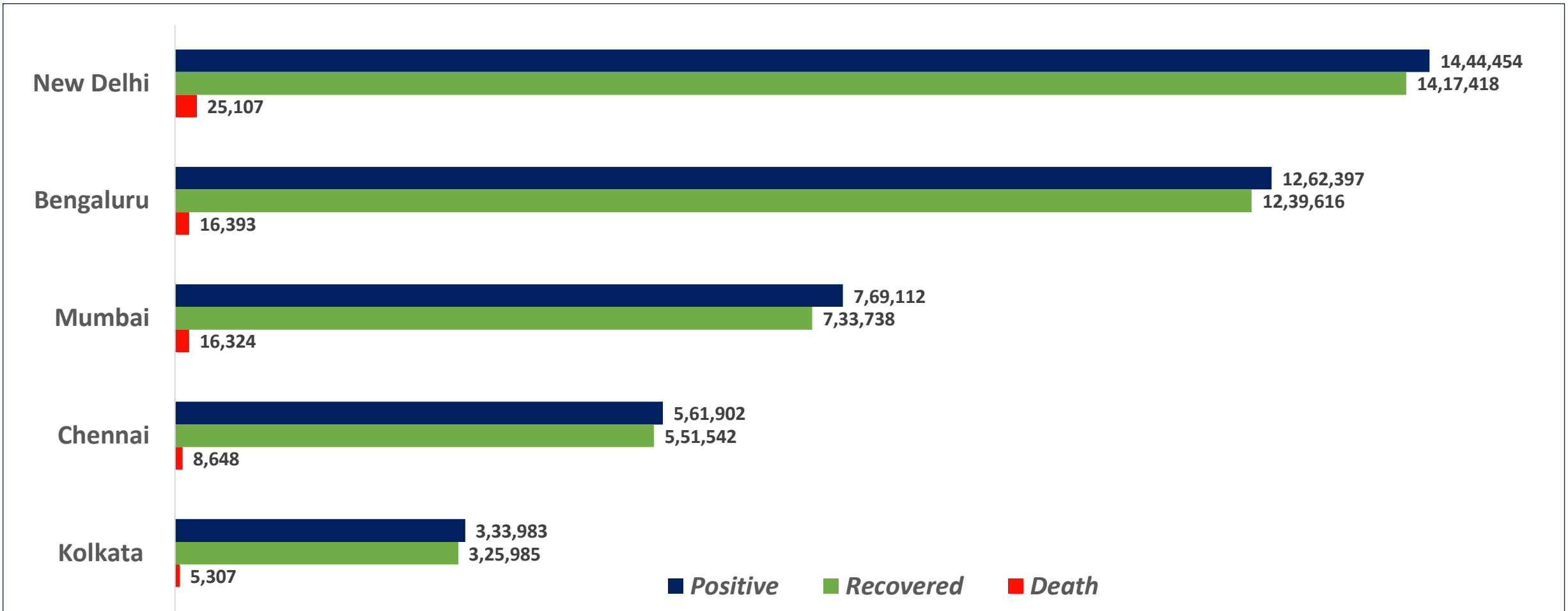
Total Death Cases



Source : <https://www.covid19tracker.in/> / at 4:20 pm (29.12.2021)



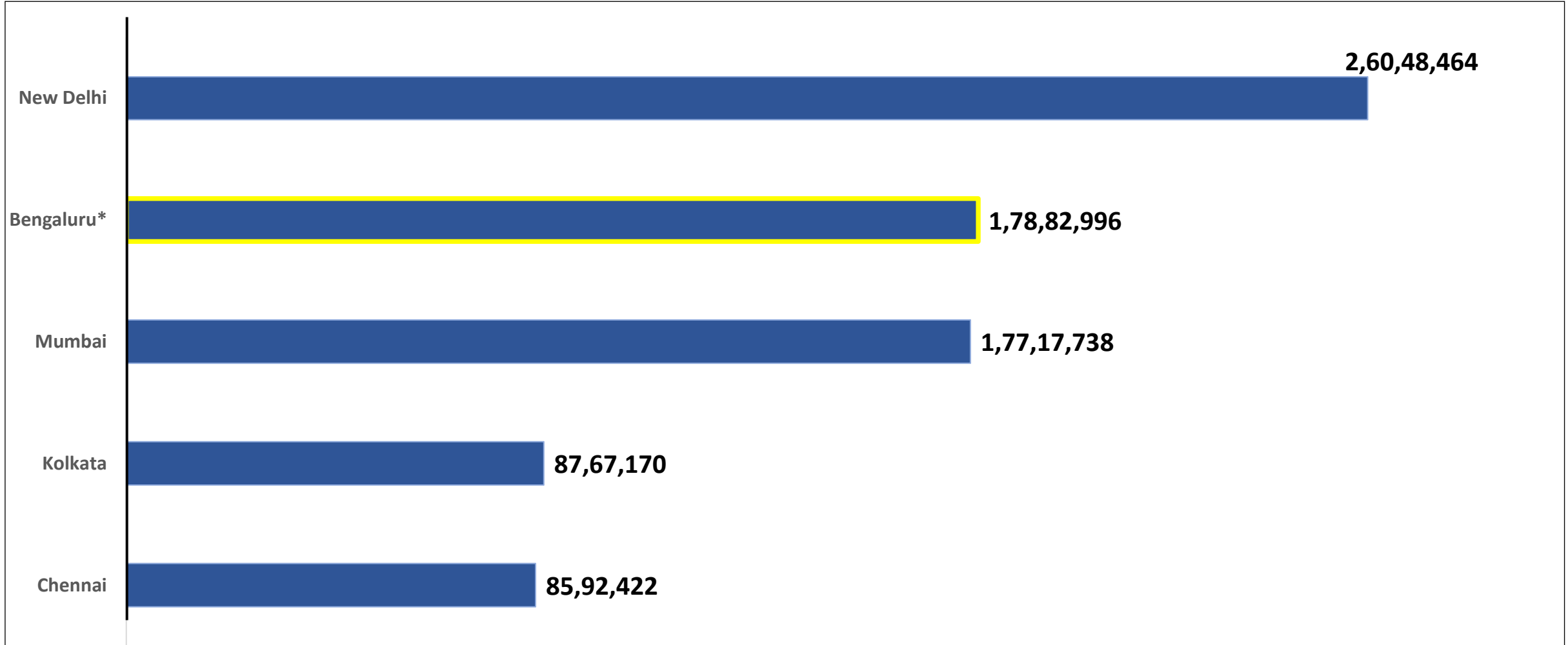
BENGALURU AND OTHER METROPOLITAN CITIES



Source : <https://www.covid19tracker.in/> at 4:20 pm (29.12.2021)



VACCINE DOSES ADMINISTERED IN BENGALURU AND OTHER METROPOLITAN CITIES



Source : <https://dashboard.cowin.gov.in/> at 4:20 pm (29.12.2021)

*includes BBMP & Bengaluru Urban



SNAPSHOT OF COVID-19 CASES IN BENGALURU URBAN



**Total Wards With
< =10 Cases* :
135**

**Tests Conducted
On 28.12.2021:
45,507**

**Recovery
Rate:
98.20%**

**Total
Active Cases :
6,388**

**Total Vaccinated on
28.12.2021:
27,346**

**Positivity
Rate* :
0.62%**

**Active
Rate:
0.51%**

**Case
Fatality Rate* :
0.82%**



*Total positive cases In the past 10 days

*CFR and positivity is for Past 7 days



ಬೃಹತ್ ಬೆಂಗಳೂರು ಮಹಾನಗರ ಪಾಲಿಕೆ
Bruhat Bengaluru Mahanagara Palike



Download BBMP Bulletin	https://apps.bbmpgov.in/covid19/mediabulletin.php
For BBMPCovid19 Bed Status:	https://apps.bbmpgov.in/covid19/en/Bedstatus.php
To register for vaccination :	https://selfregistration.cowin.gov.in/
BBMP COVID19 Dashboard:	https://apps.bbmpgov.in/covid19/
Follow us on:	 www.facebook.com/bbmp.comm1/
	 twitter.com/BBMPCOMM

Issued by:

Honorable Chief Commissioner, BBMP
Special Commissioner Health & IT, BBMP
MD, Bengaluru Smart City Limited

THANK YOU !



#IndiaFightsCorona
#We4Vaccine

Congratulations India

Health Ministry has provided
3 approvals in a single day
for restricted use in emergency situation



- CORBEVAX** vaccine
India's first indigenously developed RBD protein sub-unit vaccine
- COVOVAX** vaccine
Nanoparticle protein-based vaccine
- Anti-viral drug **Molnupiravir**
- Anti-viral COVID-19 pill

 /MIB_India  /MIB_Hindi  /COVIDNewsByMIB  /inbministry  /inbministry  /mib_india  /mib_india

